


# Retractable Sliding Gate



## Applications

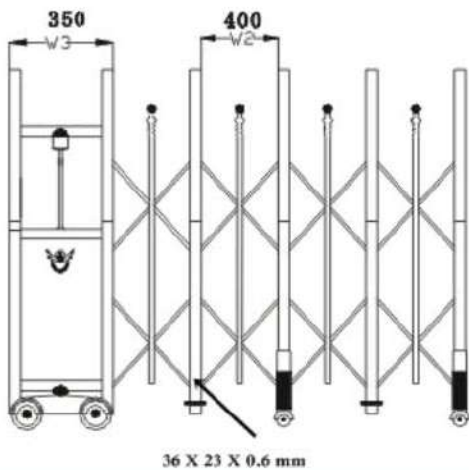
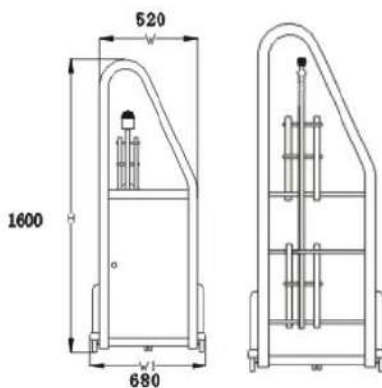
Heavy Duty Retractable Sliding Gates used in Malls / Apartments / Industry / Hospital / Factories etc

## Features

Stylish Gates (Stainless Steel / Aluminum) with Intelligent Motors / Collapsible type / Remote Controlled / Manual Operation on Power Fail /



Intelligent Motor with Carbon Steel Gear



## Technical Specifications

Model	SP RSG - SS	SP RSG - AL
AC Input Voltage	220 Volt / 50 Hz	
AC Input Power	220 V / 50Hz/ 350 Watts ~ 1000 Watts	
Speed Of Open	Suitable for Max 20 Mt / Minute.	
Motor	Intelligent Gear Motor	
Gate Size	Height 1.5 ~ 2 Mt / Width 3 ~ 30 Mt	
Track Type	Single or Double or No Track (as per need)	
Manual Operation	By Clutch key on Power Fail	
Standrad Accessories	Electric Switch / Remote Controller / Clutch Keys for Manual Operation With User Manual	
Remote Control	Digital code lock / 415 Mhz / < 30 Meter	
Gate Material	Stainless Steel	Aluminium
Controller	Microprocessor Based Controller	
Optional	Flashing Light / Photo Cell / Acces Control	

VIGIS SEARCH AND SUPPORT PVT LTD

vigispvtltd@gmail.com  
manish.vigis@gmail.com, +919905688827